



american cleaning institute®
for better living

FOUNDATIONS FOR TRANSFORMATION

2017 SUSTAINABILITY REPORT

TABLE OF CONTENTS

Introduction		Protecting Human Health & the Environment	25	Governing Responsibly	45	Developing Innovative Solutions	59
Message from ACI's President	3	Materials – Safety & Scarcity	27	Transparency & Communication	47	ACI Member Spotlight	61
Leadership Voices	5	Consumer Health & Safety	29	Supply Chain	49		
Report Highlights	7	Workplace Health & Safety	31	Regulation & Compliance	51		
		Climate	33				
		Ecological Impacts	35				
		About ACI & the Cleaning Industry	37	Optimizing Resources	37	53 Providing Value to Society	
		Where We Stand on Sustainability	9	Water	39	For Better Living	55
		Committing to Key Issues	15	Energy	41	Science & Education	57
				Waste	43		

A MESSAGE FROM ACI PRESIDENT & CEO MELISSA HOCKSTAD

When I joined the American Cleaning Institute in early 2017, I was aware that sustainability was a business imperative for the cleaning product supply chain. Companies across the globe and from every industry recognize that various stakeholders are asking — or in some cases, demanding — that operating sustainably become the norm, not the exception.

Fortunately, many leading companies within our industry are forging ahead by continuing to embed sustainability throughout their businesses and supply chains and monitoring to ensure they deliver on their commitments.

At ACI, we strive to stay at the forefront of sustainability leadership while doing everything we can to assist those companies just starting out on their sustainability journeys.

We are building upon that legacy of leadership by evolving our sustainability strategy to reflect the critical issues identified through the first-ever materiality assessment for the industry, which debuted in our 2015 report.

This new report showcases one of the steps we are taking in setting a foundation for how ACI and our members will address the core material issues that were highlighted in 2015. By weaving these critical issues into the fabric of our sustainability strategy and reflecting honestly on our progress to date, we hope to set the stage for leadership into the future.

While we are very proud of the progress individual companies are making on the priority material issues, as an industry we recognize that we have much farther to go.

We need to see greater engagement and participation from companies large and small in the transactions that make up the sustainability fabric of our supply chain. Now more than ever, we call upon the industry to consider bold collective actions that can drive momentum toward sustainable development. It is clear that the cost of non-participation will eventually catch up to those who sit on the sidelines.

Along with our member companies, ACI is ready to tackle the challenges ahead of us. We welcome interested stakeholders to join us in these endeavors.

We look forward to hearing your feedback on this report and all of our activities in the months and years to come.



Melissa Hockstad

LEADERSHIP VOICES

Over the past several years the sustainability reports from the American Cleaning Institute have illustrated the depth of commitment by the industry to operating sustainably and responsibly, and the advancements that continue to be made in setting new standards of achievement. The willingness of manufacturers to come together and drive toward sustainable development provides business value across the entire cleaning product supply chain. The membership of ACI will continue to support efforts to broaden and deepen the sustainability initiatives undertaken by the association.

Sustainability is one of the cornerstone pillars for the American Cleaning Institute. As the association representing the cleaning product supply chain, ACI is leading the way in demonstrating how sustainability practices are becoming core to the way our businesses operate year in and year out.

ACI's first-ever materiality assessment that debuted in 2015 was an in-depth, 'look-under-the hood' review that laid out the critical business issues facing the breadth of our membership. ACI's 2017 Sustainability Report takes that assessment a step further, framing the industry's sustainability initiatives through a lens of how we're stacking up against those issues impacting our value chain at large. We want to continue to develop and inform these activities through real-world scientific knowledge and know-how.

ACI's Board of Directors — as leaders of the Association — strongly support the path that ACI is taking to embed sustainability practices throughout our industry and help companies large and small move forward on their sustainability journeys.



SCOTT MOBLEY

*Research Fellow,
The Clorox Company*

**2017 ACI Sustainability
Committee Chair**



CHRIS HAMMOND

*Global Commercial Development
Manager, Regulatory, Sustainable
and Trade, Stepan Company*

**2017 ACI Sustainability
Committee Vice Chair**



RUTGER BEELAERTS

*General Manager Intermediates
Americas, Shell Chemical LP*

2017 ACI Board Chair



SHAILESH JEJURIKAR

*President, Global Fabric Care and Brand Building
Organization, Global Fabric & Home Care and Executive
Sponsor, Global Sustainability, Procter & Gamble*

2017 ACI Board Vice Chair




WAYNE ASHTON

*Vice President,
DuPont Industrial Biosciences*

**2017 ACI Board
Sustainability Liaison**

REPORT

HIGHLIGHTS



37
ACI members provided data for ACI's 2016 Metrics Program



55
ACI members published 2015 Sustainability Reports



19k
hygiene kits assembled for families in need in 2016 and 2017



\$95k
donated in 2016 and 2017 to support Cleaning for a Reason



46%
increase in renewable energy use since 2011



64%
waste from product formulation reused or recycled in 2015



99%
of volume of liquid laundry packets shipped in compliance with ASTM Standard by end of 2016



27
ACI members committed to improving performance through Charter for Sustainable Cleaning



23%
reduction in Greenhouse Gas Emissions during cleaning product formulation since 2011



88,000
consumers pledged to keep laundry packets away from children

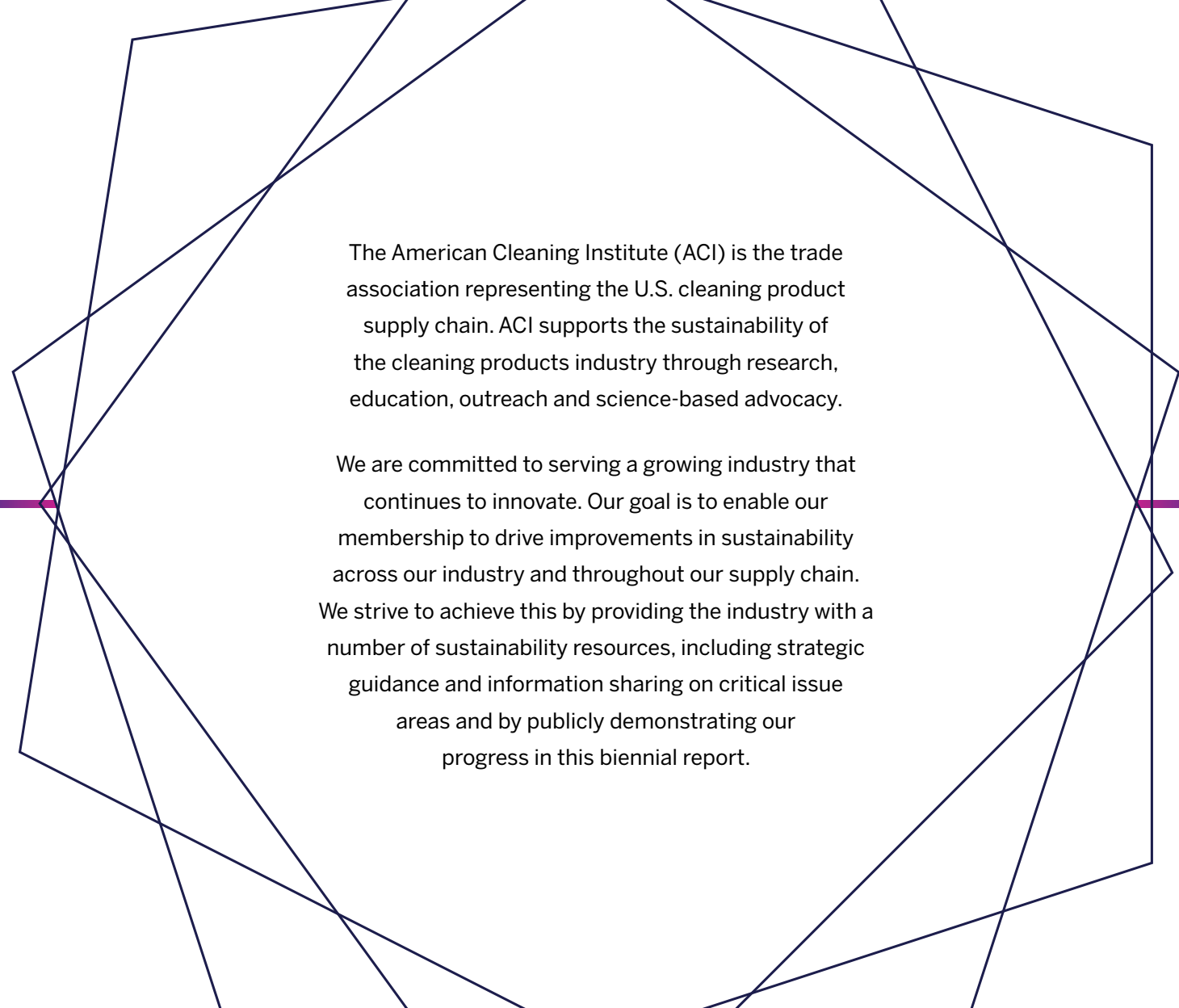


4,000
young minds explored the Science of Soap at STEM Festivals in 2016



WHERE WE STAND ON

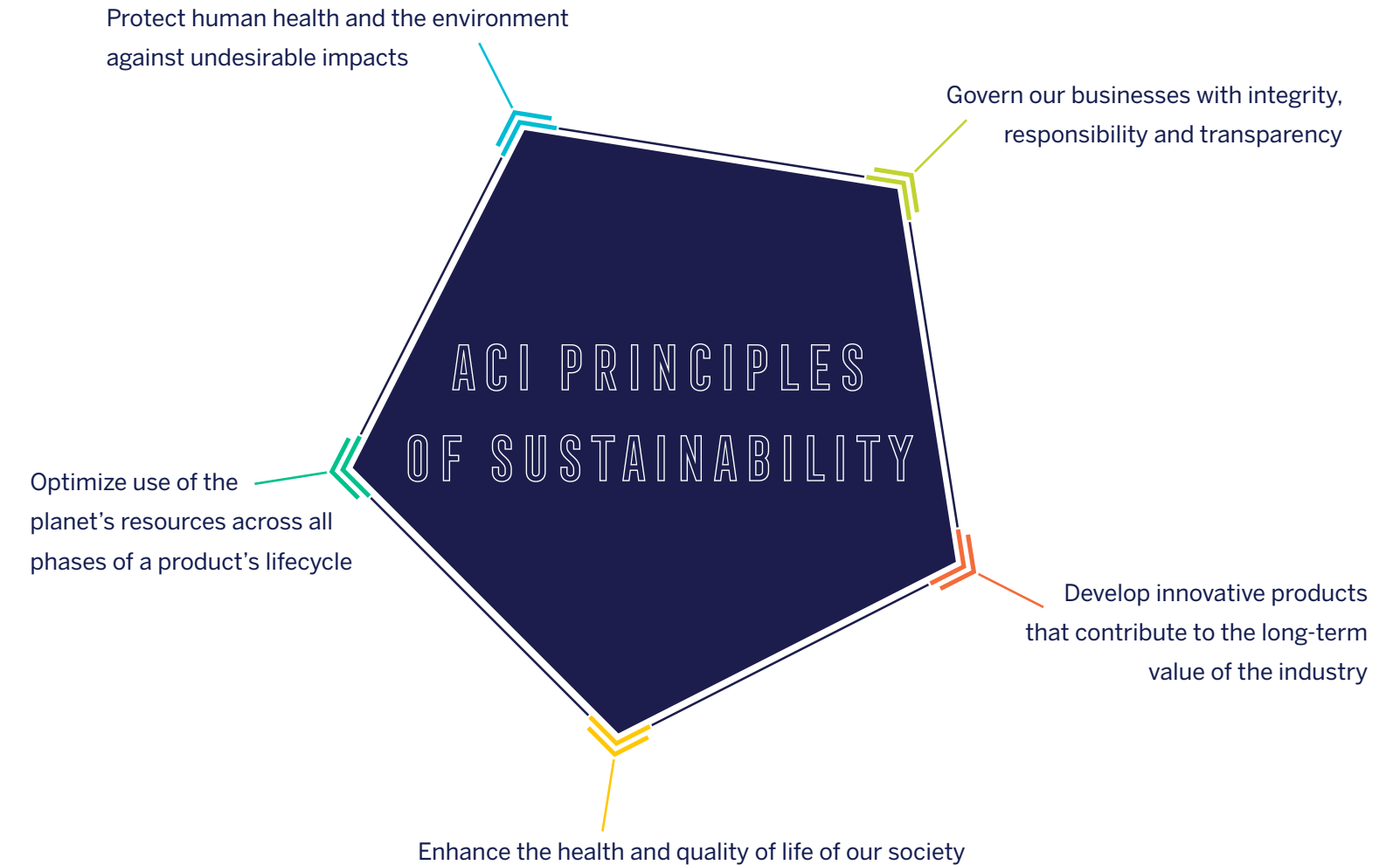
SUSTAINABILITY



The American Cleaning Institute (ACI) is the trade association representing the U.S. cleaning product supply chain. ACI supports the sustainability of the cleaning products industry through research, education, outreach and science-based advocacy.

We are committed to serving a growing industry that continues to innovate. Our goal is to enable our membership to drive improvements in sustainability across our industry and throughout our supply chain. We strive to achieve this by providing the industry with a number of sustainability resources, including strategic guidance and information sharing on critical issue areas and by publicly demonstrating our progress in this biennial report.

To the American Cleaning Institute, sustainability means ensuring quality of life for this and future generations by creating products that promote hygiene and cleanliness, are environmentally sound and are economically successful. We have adopted five key principles that exemplify this goal and provide a framework for driving toward success.

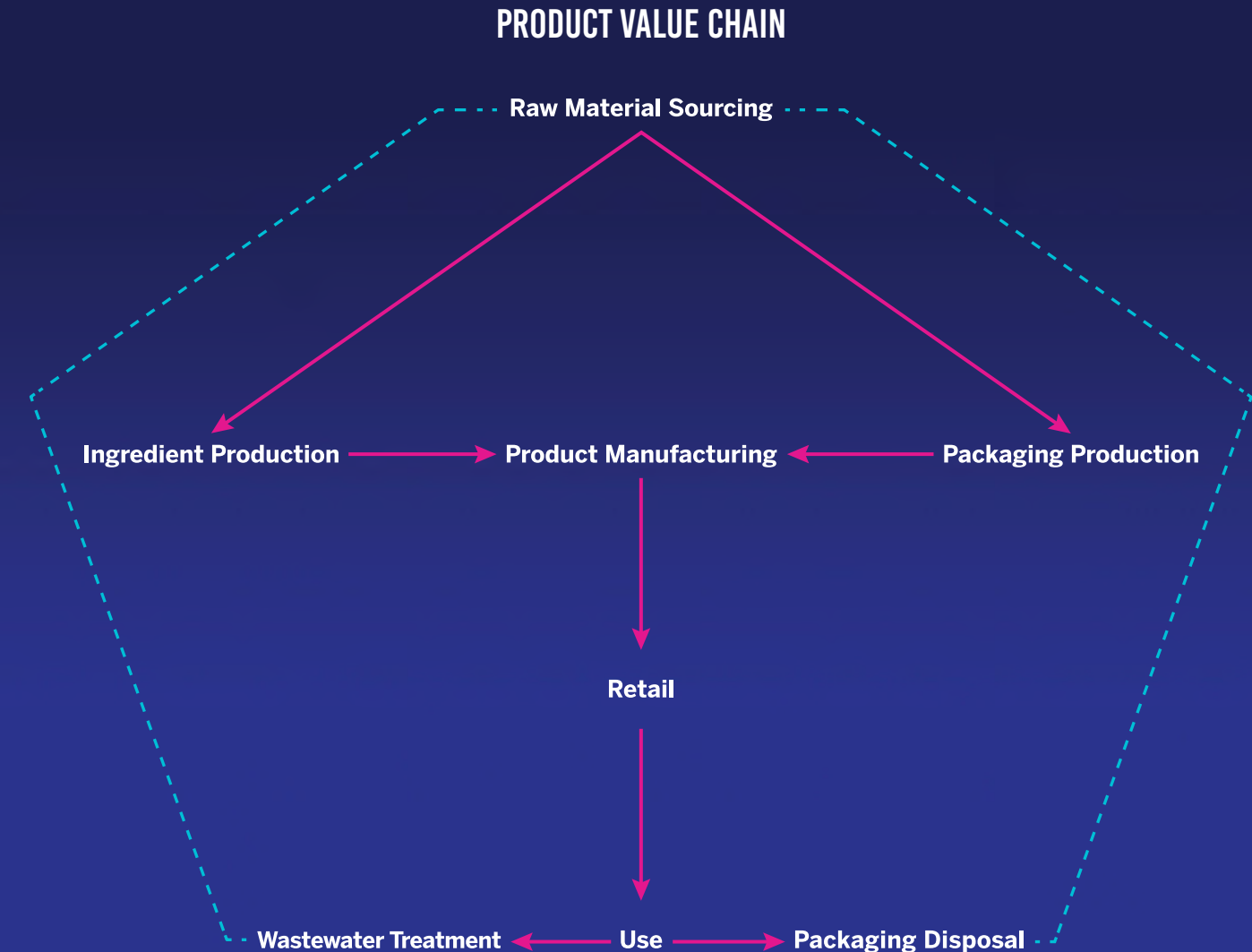


THE CLEANING PRODUCTS INDUSTRY AT A GLANCE

The value chain of the industry is critical to making cleaning products come to life. It is important to understand the various value chain stages in the industry and how they interact to create the desired final output — a cleaner and healthier world. The manufacture of a cleaning product begins with the sourcing of raw materials for use in both the product and packaging. Once refined and developed into ingredients, the final product as we know it begins to take shape. This product is then shipped to a retailer or distributor and eventually finds its way to a home or business to serve its ultimate purpose. But that is not the end, as residual product may enter the wastewater treatment system and packaging needs to be disposed of properly.


At ACI, our members are companies who manufacture cleaning products, as well as those that produce or distribute ingredients and packaging.

While we only represent a piece of the chain, the sustainability of the entire system is critical to our success.





COMMITTING TO KEY ISSUES

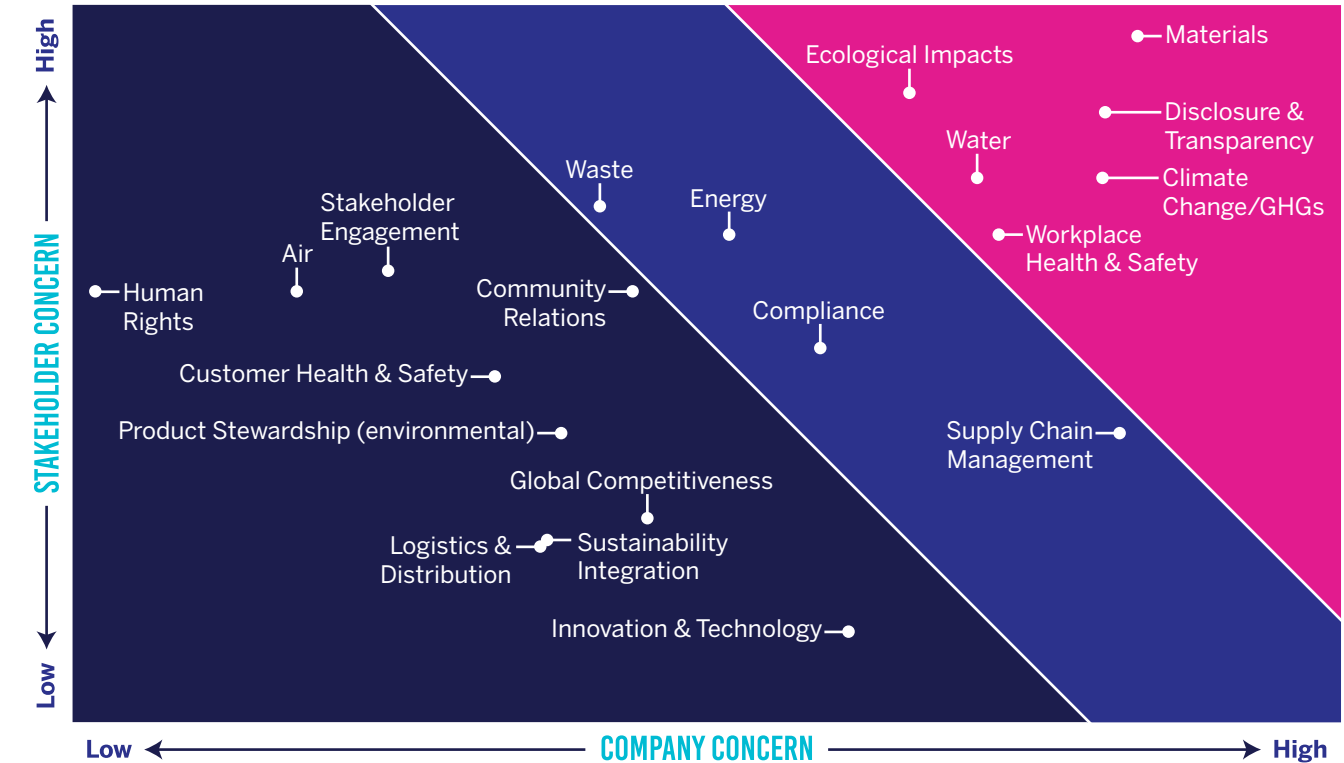


Materiality assessments provide a comprehensive evaluation of the risks and opportunities most significant to a company's mid- to long-term success. In 2015, ACI became one of the first organizations to perform such an analysis on an industry-wide basis. Doing so has allowed us to gain a deeper understanding of the sustainability issues that matter most to companies and stakeholders. Now we are using this knowledge to lay the foundation for meaningful progress on the issues that matter most across our value chain.

The materiality assessment process identified ten issues of importance to the cleaning products industry that stood out from a list of over thirty potential issues.

- Materials** Safety of chemical ingredients; raw material sourcing and scarcity
- Disclosure & Transparency** Public disclosure of information related to sustainability, governance and products
- Climate Change / Greenhouse Gases** Climate risks and opportunities; emissions of greenhouse gases
- Ecological Impacts** Biodiversity; deforestation; environmental management; responsible agricultural practices
- Water** Water use, wastewater treatment and water recycling
- Workplace Health & Safety** Health and safety management; health and wellness training programs
- Waste** Hazardous and non-hazardous waste; management of product end-of-life
- Energy** Energy use; renewable energy
- Supply Chain Management** Screening business partners on ethics and sustainability issues
- Compliance** Compliance with environmental, health and safety regulations

This analysis represented an aggregation of issues across the value chain. It is important to note that each stage of the value chain had a unique set of issues deemed relevant. Our analysis highlighted those issues common across all stages.



EMBEDDING MATERIALITY INTO OUR STRATEGY

ACI's position as a value chain association provides us with an invaluable opportunity to drive our industry toward a consistent vision of sustainable development. In our effort to enable this vision, it became imperative that our members come together with respect to where we stand on the issues that matter most to our business. Our materiality process helped us achieve this and is now providing the foundation for greater reflection on where we stand and where we need to go in the future.

STEPS TOWARD GREATER UNDERSTANDING

Following the completion of the assessment, ACI underwent a process to verify the results and learn more about the challenges and opportunities that exist with respect to the top identified issues. We reached out to a number of external sustainability experts for an in-depth dialogue around the results and the top five material issues (materials, disclosure and transparency, ecological impacts, water, and workplace health and safety). These stakeholders provided additional confirmation of our priorities and a vast array of opportunities for the industry to consider.

Additionally, the compilation of this report in itself has provided us an opportunity to begin to take stock of where the industry stands today on the identified material issues. We can now clearly see where our industry metrics line up with our material issues and where they do not. We can see how ACI's activities and programs map across the topics and can prioritize areas where our performance is not improving as quickly as we would like.

TURNING TOWARD MEANINGFUL ACTION

Going forward, ACI will prioritize our sustainability activities around our critical issues. We endeavor to improve the way we track industry performance, especially in areas currently not covered by our Metrics Program. We commit to continuing our long-held strategy of providing our industry with the tools and guidance they need to make steps toward meaningful progress.

Most importantly, we will aim to use our influence to guide our industry toward bolder collective action. We want to play a bigger role in bringing our industry together and leading actions that will help us change course. We have already started this dialogue with our member companies. Our goal is to identify actions we can take — beyond what is depicted in this report — to create meaningful progress through our sustainability initiatives.

ABOUT THIS REPORT

We have endeavored to reflect our new focus in this report by weaving together the identified material issues with our ACI Principles for Sustainability. Each of the five principles are showcased in the subsequent sections of the report. We have categorized our ten material issues, and a few additional issues of core value to ACI, across these principles.

As you visit each core principle section, you will find details on the corresponding material issues areas.

In many cases, we have included metrics on the industry's performance and highlighted a few of our key collaborative programs already in place to address certain issues.

By presenting our report in this way, we hope readers gain a deeper understanding of where we stand today as an industry. We acknowledge that we have room to grow in many of these issue areas and look forward to continuing the journey.

At ACI, we are committed to enabling improvements in sustainability across our industry and throughout our supply chain. We call upon the industry to consider bolder action and look to our stakeholders to help guide our path forward toward a sustainable future.

Protect human health and the environment against undesirable impacts

Materials Consumer Health & Safety Workplace Health & Safety Climate/GHG Ecological Impacts

Optimize use of the planet's resources across all phases of a product's lifecycle

Energy Water Waste

Govern our businesses with integrity, responsibility and transparency

Disclosure & Transparency Supply Chain Compliance

Enhance the health and quality of life of our society

Education Philanthropy

Develop innovative products that contribute to the long-term value of the industry

Innovation & Technology

METHODOLOGY BEHIND OUR METRICS

Understanding and improving the environmental performance of the industry is a key priority for the American Cleaning Institute. As an essential step to reaching this goal, ACI began tracking industry-wide data on member facility operations in 2009 and reported results publicly in our first biennial Sustainability Report in 2011.

The data found within this report for five of ACI's key performance metrics (Energy, Climate, Water, Waste and Health & Safety) were collected through our Sustainability Metrics Program. The ACI Sustainability Metrics Program takes an annual snapshot of progress toward sustainable development by aggregating the environmental metrics of member companies participating in the program.

Operational data for the reporting period of 2010 to 2015 were received from 37 ACI member companies.

Each metric was aggregated and normalized per metric ton of production in order to better understand our progress as an industry. The data are representative of production associated with providing cleaning products to the U.S. market.

2016 Metrics Program Participants

**2016 Members of the Charter for Sustainable Cleaning (See page 52 for more details)*

AkzoNobel Chemicals LLC*	The Dow Chemical Company*	MonoSol, a Kuraray Division
Amway*	DuPont Industrial Biosciences *	Novozymes*
Arylessence, Inc.*	Ecolab Inc.*	Oxiteno
BASF Corporation*	Evonik Corporation*	Procter & Gamble*
Celeste Industries Corporation	Farabi Petrochemicals Company	Sasol*
Chemia Corporation*	Firmenich Incorporated *	SC Johnson*
Church & Dwight Company, Inc.*	Givaudan Fragrances Corporation*	Seventh Generation*
Clariant Corporation	GOJO Industries, Inc.*	Shell Chemical LP*
The Clorox Company*	Henkel Consumer Goods Inc.*	Stepan Company*
Colgate-Palmolive Company*	Huntsman Corporation*	The Sun Products Corporation
Corbion*	International Flavors & Fragrances, Inc.*	Twin Rivers Technologies, L.P.
Croda*	Lonza Inc.	Vantage Specialty Chemicals
	Lubrizol Advanced Materials	

PROTECTING HUMAN HEALTH & THE ENVIRONMENT

Enhancing health and well-being is the cornerstone of the cleaning products industry. As an industry, we want to provide cleaning products to society without creating unnecessary impacts to human health and the environment. Meeting this goal requires the industry to ensure the safety of our products for society and the environment through the value chain — from sourcing of raw materials through product production, use and disposal.

MATERIALS – SAFETY & SCARCITY

Ensuring the safety of products is critical to producing a quality product consumers and commercial customers can trust.

As an industry, our approach to meeting consumer and commercial expectations is through extensive evaluation and rigorous scientific understanding of the ingredients we use in the products we sell. Companies regularly review scientific data and use the findings to improve product formulations.

In order to build trust in our scientific approach to safety, ACI has been leading a transparency initiative to make human and environmental safety data about the ingredients in cleaning products more readily available to interested stakeholders. Through this effort, we have identified and facilitated access to safety data for nearly 600 household cleaning product ingredients and derived and made publicly available screen-level risk assessments for those ingredients. In addition, ACI is a leader in supporting the modernization of chemical safety regulations and supporting safety and efficacy studies for antimicrobial ingredients in hand hygiene products.

Providing Easy Access to Ingredient Safety Information

ACI's Cleaning Product Ingredient Safety Initiative (CPISI) is aimed at providing road maps to publicly available human safety data for chemical ingredients used in formulated household cleaning products.

CPISI includes a comprehensive, publicly available inventory of ingredients used by member companies in the formulation of household cleaning products sold in the United States. For each unique ingredient, chemical hazard data were identified through a number of public online sources and databases. Exposures were characterized for each ingredient based on the product types and their typical applications. Conservative assumptions were applied during the modeling and all methodology and information are presented in a transparent manner.

As a result of this effort, CPISI reports a risk characterization ratio, safety narrative or other demonstration of safe use in cleaning products for 90 percent of ingredients, and are working to close this gap for the remaining ingredients.

“CPISI demonstrates that extensive public databases regarding the safety of household cleaning product ingredients are available and we have created a one-stop shop to provide interested stakeholders access to that information.”

Dr. Paul DeLeo, ACI Associate Vice President, Environmental Safety.

CONSUMER HEALTH & SAFETY

Liquid laundry detergent packets have grown in popularity over the past several years due to their convenience and portability. Today, more than 20 percent of U.S. households use them on a regular basis. As reports emerged of accidental child exposures* to these products, ACI and its members embarked on a multi-tiered effort to enhance product safety.

ACI, working alongside the Consumer Product Safety Commission, consumer advocates, organizations representing the medical community and other stakeholders, helped develop a new safety standard for liquid laundry packets through ASTM International (a globally recognized standards-setting organization).

In addition, ACI continues its aggressive outreach to parents and caregivers about safe use and storage of laundry packets.



The Importance of Keeping Cleaning Products Away from Children

ACI understands that the world of parenting is incredibly daunting and is committed to helping caregivers increase their awareness of the safe use and storage of laundry packets with a safety first approach. A multi-pronged campaign, PACKETS UP!™ will be reaching parents of young children with clear messages that reinforce the need to keep packets up and away, and out of sight and reach of young children.

More than 88,000 parents have taken an online safety pledge to keep packets away from children and have downloaded useful materials from the ACI website to keep children safe in the home. Educational partners are also helping ACI reach parents with videos and information about childproofing their home to help prevent the risk of serious injury from ingestion or exposure to the eyes.

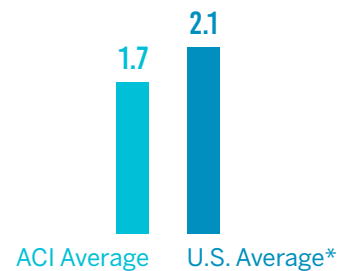
WORKPLACE HEALTH & SAFETY

Ensuring a safe and healthy workplace is an unquestionable responsibility of any industry. Within our materiality assessment, the issue of workplace health and safety presented itself as a strong concern in the raw material production and logistics stages of the supply chain. This includes workers in upstream raw material production fields (mining, oil/gas extraction and agricultural workers), workers at raw material refiners and workers in the distribution sector (road, train, air and marine).

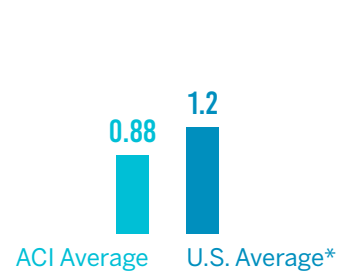
As a result of this finding, ACI expanded our metrics collection program to include indicators on this topic.

We are now able to report an aggregated, recordable incident rate and DART (days away, restricted or transferred) rate for part of the industry. We also conducted a survey of those companies providing ACI their health and safety metrics. An overwhelming majority track near miss incidents and dedicate internal and/or external resources to auditing safety performance.

Total Recordable Incident Rate: 2015



DART Rate: 2015



**For chemical manufacturing in 2015, according to the U.S. Department of Labor Bureau of Labor Statistics*



EPA Honors ACI as a Safer Choice Partner of the Year

The Environmental Protection Agency's (EPA) Safer Choice program helps advance sustainability in cleaning products. More than 2,000 products currently qualify to carry the Safer Choice label. As a voluntary partnership program, Safer Choice brings interested parties together to develop safe and effective chemistries in multiple product categories. In addition, Safer Choice recognizes hundreds of ingredients on its Safer Chemical Ingredients List (SCIL).

Over the past decade, ACI has supported the program by communicating Safer Choice information over social media, working to expand the Safer Chemical Ingredients List, and serving as a conduit between cleaning product formulators, suppliers and Safer Choice.

In 2017, EPA named ACI as a Safer Choice Partner of the Year in the Supporter category. The Partner of the Year Awards recognize Safer Choice stakeholders who have furthered the safer chemistry and safer product goals of the Safer Choice program. ACI is proud to have supported the program through ongoing work with EPA staff, including the advocacy of science-based principles for ingredient and product criteria.

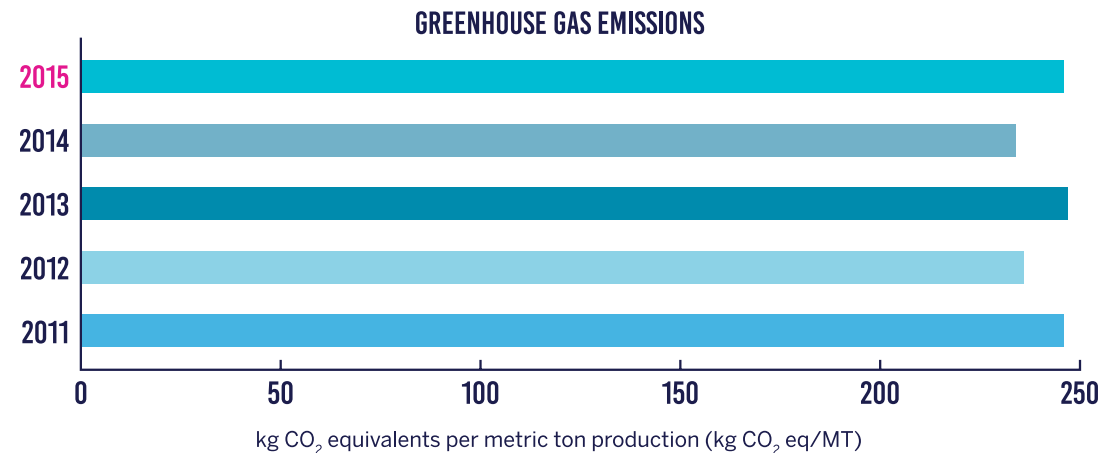
"Safer Choice applauds ACI for its commitment to the program and environmental stewardship." U.S. EPA

CLIMATE

Research and observation have shown that anthropogenic emissions of greenhouse gases influence climate. Many of the daily activities and manufacturing operations for our industry contribute greenhouse gas emissions to the atmosphere.

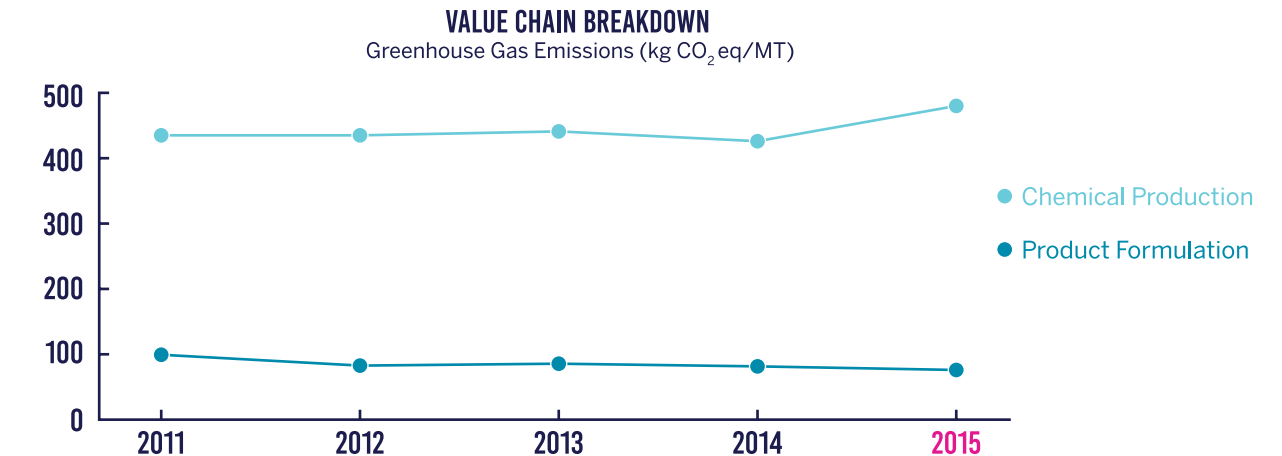
In our materiality assessment, climate was identified as a key concern.

As a whole, the cleaning products industry has not seen significant change in our greenhouse gas intensity profile from 2011 to 2015. **In 2015, the industry's greenhouse gas intensity increased**, but on an absolute scale, we noticed a slight decrease in emissions. Across the industry, companies have set targets to reduce their emissions intensity. These targets have varying time commitments (with the majority focusing around 2020). As these commitments are reached, we expect to see improvements in the industry performance.



Due to the nature of processes involved in the early phase of the cleaning product value chain, chemical production has a greater energy demand than product formulation and therefore significantly larger greenhouse gas emissions per product output. **Our data for this stage indicate an intensity increase in 2015.**

However, greenhouse gas intensity reductions have been seen in product formulation over the five-year period. Since 2011, product formulation has reduced its greenhouse gas intensity by 23 percent. Further, our data show this reduction has occurred with only a 14 percent reduction in energy use (see page 42), indicating a possible uptick in use of energy sources with lower emissions profiles.



ECOLOGICAL IMPACTS

During a cleaning product's life cycle, multiple touchpoints exist in which the environment could be affected. From raw material extraction and production through consumer use and disposal, these impacts present themselves in varying ways. As part of our commitment to sustainability, the industry strives to be mindful of these impacts and address them as best as possible.

Deforestation within the palm oil supply chain is a major area of concern throughout the globe. The cleaning products industry is responding to this challenge in a number of different ways.

Across the ACI membership, over 60 companies are members of the Roundtable for Sustainable Palm Oil (RSPO), an organization striving to make sustainable palm oil the norm.

A number of companies have taken additional steps to set strict public commitments to prevent deforestation and improve traceability in their supply chains.

Predicting Down-the-Drain Impacts (iSTREEM®)

The life of a cleaning product does not end in a consumer's home. After a cleaning product is used, the product oftentimes goes down the drain. Residual amounts make it through the wastewater treatment process and enter the aquatic environment.

ACI's web-based computer model, iSTREEM®, estimates amounts of a chemical that go down the drain and residual levels that subsequently enter the aquatic environment. This publicly available tool can be used to enhance researchers' understanding of water quality by estimating chemical concentrations in wastewater treatment plant effluent, surface waters and at many drinking water intakes. The computer model covers over 240,000 river miles across the continental United States. It also includes 13,300 wastewater treatment plants and 1,700 municipal drinking water facilities downstream of treatment plants.

In 2016, ACI embarked on a project to update the background data in the computer model, in an ongoing effort to reflect real world situations as best as possible. One critical piece of this update included the generation of low flow data. The average flow of rivers and streams has been available, but until now there was not a dataset that included the lowest average flow in high resolution. This new publicly available dataset is one-of-a-kind and important given the interest many scientists and regulators have in drought conditions.

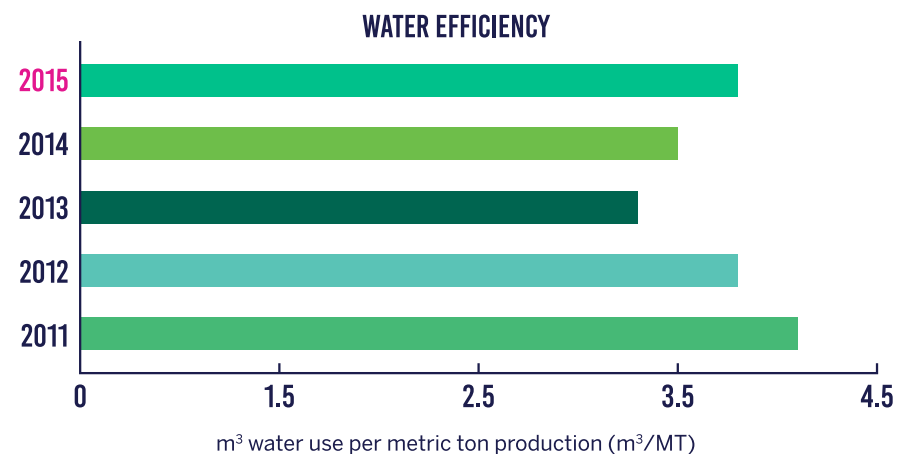
OPTIMIZING RESOURCES

To be sustainable, we must meet our current needs without compromising the ability of future generations to meet theirs. As an industry, we are striving to optimize use of our planet's resources across all phases of a product's lifecycle. In order to achieve this, we must pay particular attention to the water and energy we use and the waste we generate as a result of creating cleaning products and their chemistries.

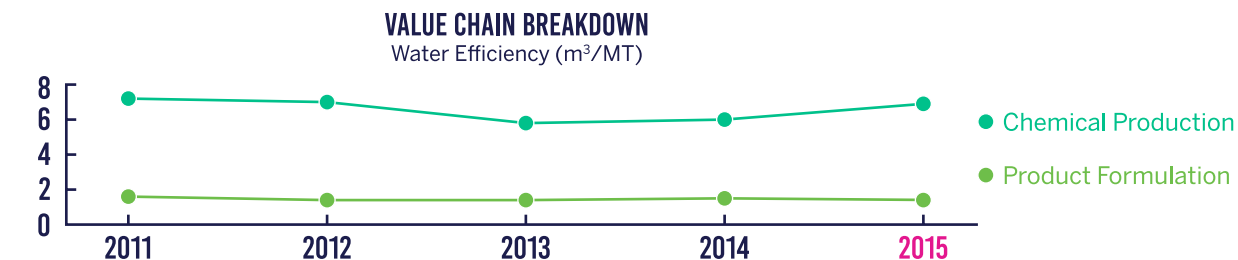
WATER

Water is a strategic resource around the globe. Availability of fresh water is vital to humanity's survival. With continual increases in population, urbanization and industrialization, water will require more careful management across the entire cleaning products value chain.

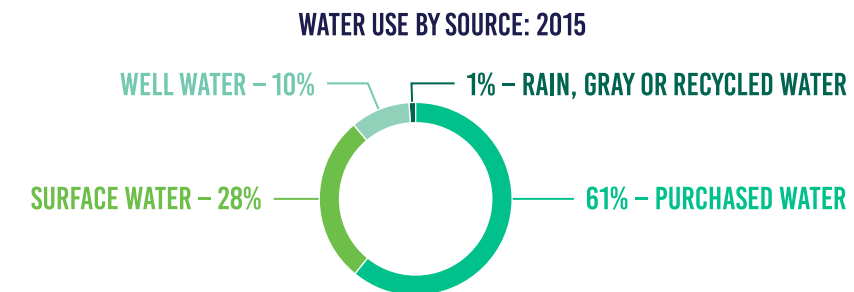
Historically, water use intensity has been among the most substantial performance improvements for the industry. Our most recent data indicate increases in water use per metric ton product in both 2014 and 2015. While water intensity in 2015 returned to that of 2012, the absolute amount of water used remains below 2012 levels. Our assessment is that these changes are not indicating a material trend but are rather due to varying annual production levels at the companies in our aggregation.



Within the supply chain, product formulation had historically experienced a year-over-year decline in water intensity between 2009 and 2013. Our latest data indicate the intensity has since remained relatively stable. In chemical production, the water use continues to fluctuate in a similar fashion as the industry trend.



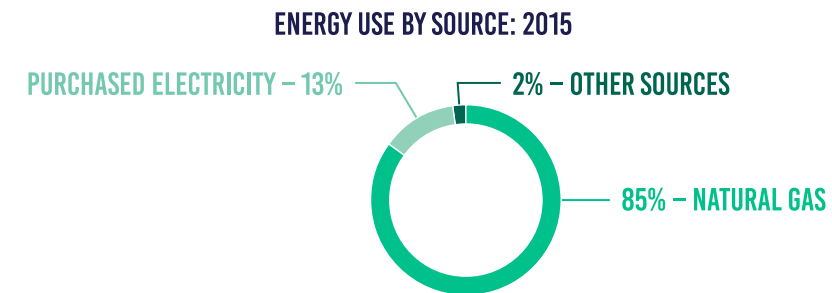
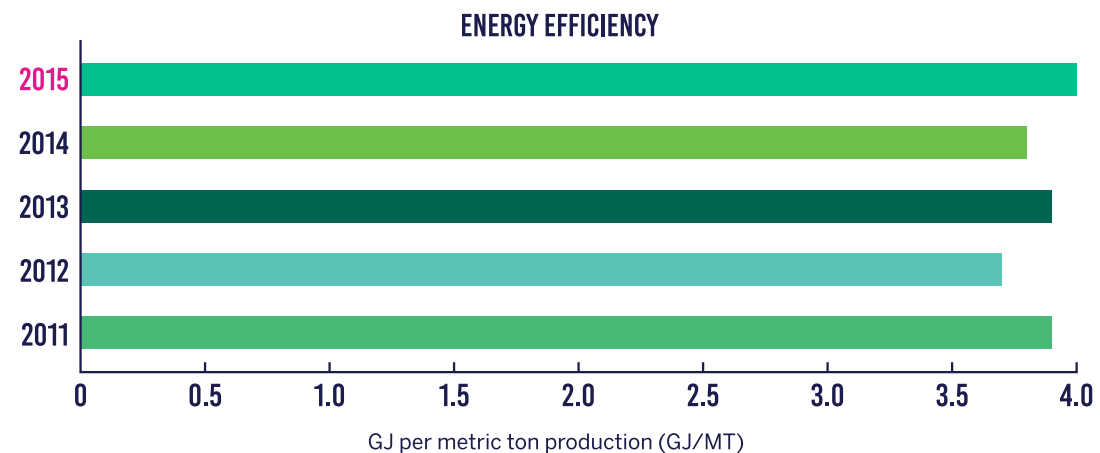
Our data also show reliance on various water sources has been changing. Reliance on and absolute use of municipal water seems to be declining. This decline could be due to higher costs of municipal water stemming from the replacement of aging infrastructure, the uncertainty of future availability in light of climate change and even less demand due to more industrial wastewater recycling.



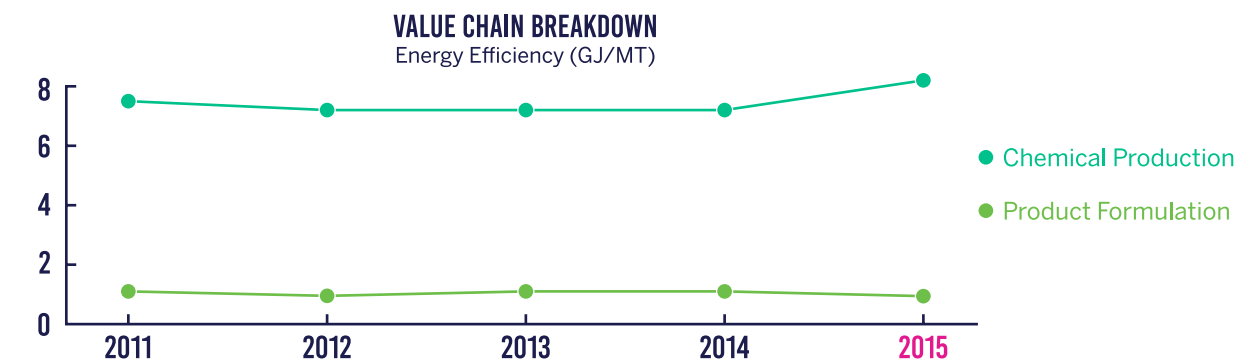
ENERGY

Energy, in the form of electricity and natural gas, is a critical element throughout the cleaning product supply chain. It is essential not only to cleaning product production, but also during consumer and industrial customer use of some products. Energy use can have a direct correlation to greenhouse gas emissions, as well as the use of limited natural resources.

Throughout our industry, **energy intensity continues to remain relatively consistent over the five years reported.** A similar trend is seen with respect to absolute energy use overall. **As a whole, natural gas remained the dominant source of energy in 2015.** While remaining limited in the energy profile overall, it is encouraging to see that the absolute amount of electricity from alternative sources (e.g., wind, solar, hydropower) has increased 46 percent since 2011.



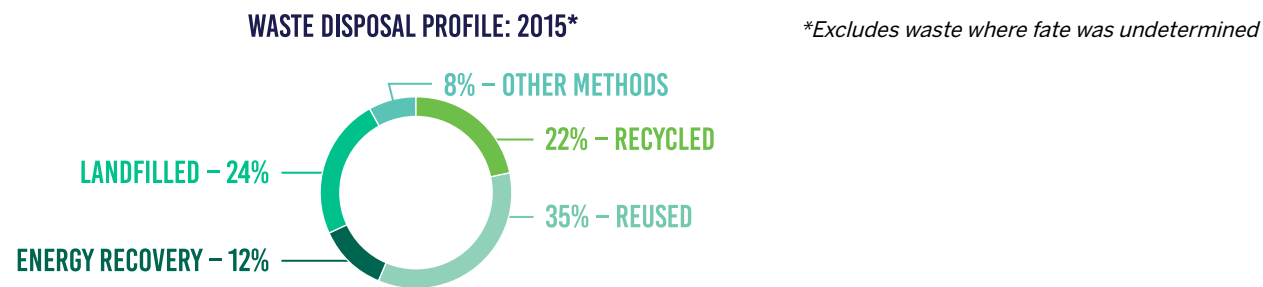
At the supply chain level, our data indicate consistency in the energy intensity profile for the product formulation stage. **The energy intensity of the chemical production stage increased significantly in 2015.** This was likely caused by a drop in production volume as the corresponding amount of absolute energy use remained consistent.



WASTE

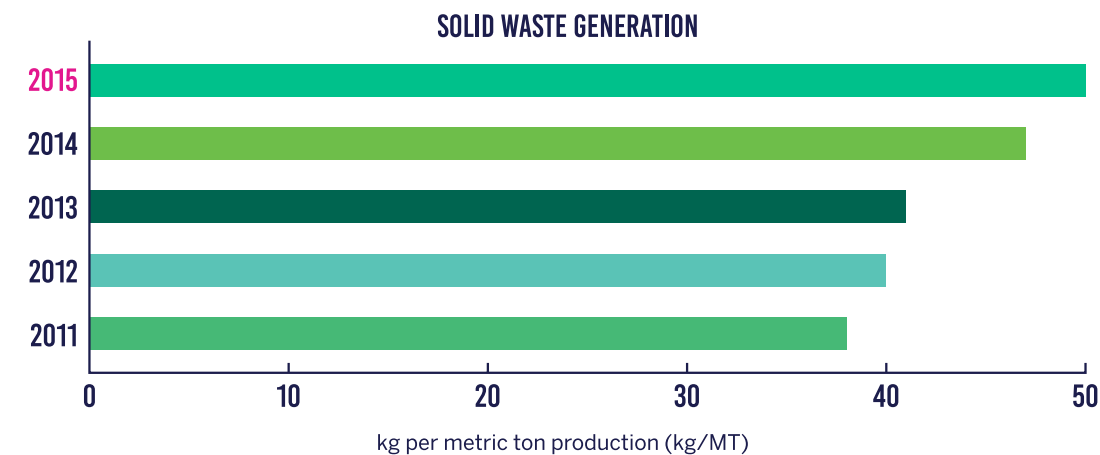
Waste is a universal issue that is prominent across all stages of the cleaning product value chain. Each stage creates some form of waste, and each has distinct challenges. Tracking of waste metrics can be challenging due to different definitions of waste and the limited visibility into material handling after it leaves the direct control of the originating facility.

Over the past year, ACI has been investigating the disposal profile of the waste generated in our industry. In our 2015 report, we stated that it was unclear how 69 percent of the waste reported to ACI was managed. Our investigation uncovered that a few companies face challenges and limitations in reporting this detailed information to the ACI program due to the nature of third-party contractors who handle waste disposal at their facilities.

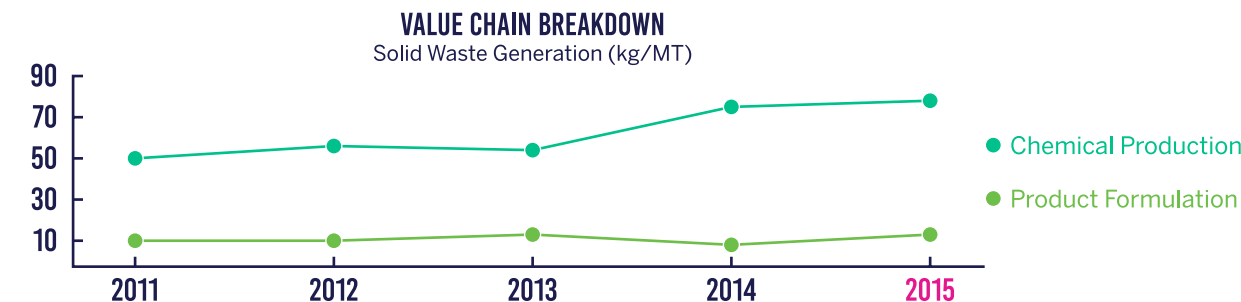


Of the waste we have been able to categorize in 2015, 69 percent was recycled, reused or collected for energy recovery. This trend was particularly prominent within the product formulation stage where we have been able to categorize 96 percent of waste – 78 percent of which was reported recycled, reused off-site, or collected for energy recovery in 2015. This directly correlates to a number of initiatives companies in this stage have taken to reduce the amount of waste that is landfilled.

In 2014 and 2015, the industry's generation of solid waste increased per metric ton of production. This was the result of an increase in absolute waste generation and changes to production volumes.



In the supply chain, chemical production did see a significant increase in waste generation per metric ton of product in both 2014 and 2015. Waste generation in the product formulation stage remained steady.



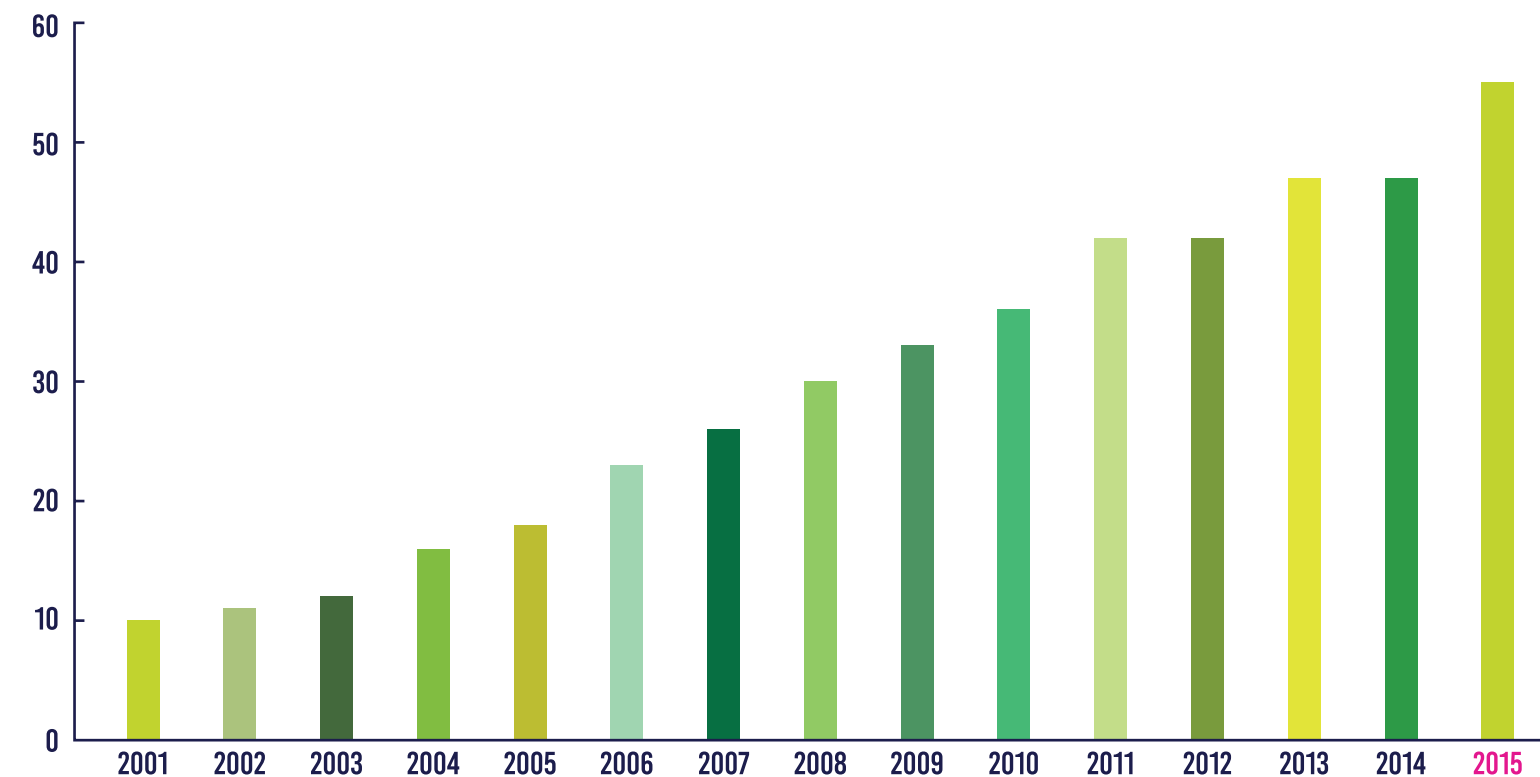
TRANSPARENCY & COMMUNICATION

Manufacturers continually strive to help consumers understand the products they are buying and using in their homes. Since 2010, the cleaning products industry has had in place the Consumer Product Ingredient Communication Initiative to provide guidance for product manufacturers on ingredient transparency. Today many companies are striving to make even more information available to the public regarding ingredients in their products.

At the corporate level, many companies are making more information available through the publishing of sustainability reports. In 2016, ACI noted the release of 55 sustainability reports from various member companies that provided performance summaries for 2015.

Since 2001, the number of sustainability reports published by ACI member companies has increased fivefold.

ACI MEMBER SUSTAINABILITY REPORTS



SUPPLY CHAIN

Supply chain management has become a critical element of corporate sustainability programs. A company may utilize hundreds of suppliers in order to acquire the materials necessary to produce a cleaning product. Organizations rely on effective supply chain networks in order to manage business risk, as businesses downstream are more frequently held responsible for critical impacts found within the supply chain.

Screening of business partners on ethics and sustainability issues, often through the use of a Supplier Code of Conduct, has become a norm in our industry in recent years.

One group that helps facilitate critical dialogue within the supply chain is The Sustainability Consortium (TSC), which brings together manufacturers and retailers to develop tools to enhance product sustainability. ACI, which is an active member of TSC, uses its technical expertise to review content and improve the work of TSC, especially where it impacts ACI member companies.



Washing in Cold Water Protects More Than Clothes

In partnership with the cleaning products industry and The Sustainability Consortium, ACI developed an initiative to help college students understand that doing laundry in cold water is a sustainable action that can save energy, clothes and the planet.

“Cold Water Saves” was the theme that took over the campus of North Carolina State University in Raleigh, NC in the fall of 2016. Fun and engaging messages were delivered to students in laundry rooms, dorms, campus buses and even by the university mascots. During the on-campus launch, students learned about how they could make a difference by switching to cold water wash, and 97.5% of the 907 students surveyed said they would be more inclined to wash their clothes in cold water after learning the benefits. Students were also encouraged to spread the message via #coldwatersaves on social media.

“The Cold Water Saves initiative is an exemplar of life cycle thinking leading to innovative solutions. It’s exciting to see collaboration across so many sectors and downstream consumers to make a real sustainability impact.”

Dr. Kevin Dooley, Chief Scientist, The Sustainability Consortium

REGULATION & COMPLIANCE

It's been more than a decade since the American Cleaning Institute and other stakeholders began calling for modernizing the Toxic Substances Control Act (TSCA), the principal federal chemical safety law.

In 2016, after years of science-based advocacy from ACI, industry partners and stakeholders, President Obama signed the Frank R. Lautenberg Chemical Safety for the 21st Century Act.

ACI was a leader among allied associations and manufacturers in bringing industry chemical modernization priorities to the forefront legislatively and at the executive branch level. Getting to this point represents an effort spanning several years, engaging many members of Congress, industry and nongovernmental groups who worked diligently and in good faith to develop legislation that is a genuine compromise.

In the face of partisan pressures, the passage of this environmental statute — the first major environmental legislation in 25 years — was a huge bipartisan achievement. At the same time, we recognize that a great deal of work still lies ahead to ensure that the law is effectively implemented by the U.S. Environmental Protection Agency and to prepare the industry to comply with its provisions.



Advancing Sustainability Management

In an effort to drive sustainability improvements across our industry and throughout the cleaning products value chain, the Charter for Sustainable Cleaning provides a framework that promotes best sustainability practices and continuous improvement toward sustainability. Designed to go beyond basic legal requirements, the Charter requires participating companies to have systems in place to review and improve sustainability performance across their business.

Twenty-seven ACI member companies (as noted on page 24) fulfilled the requirements for Charter membership in 2016.



BECAUSE CLEANING MATTERS™

A clean home environment is important. It can be even more important to women with cancer. That is why the cleaning products industry has supported Cleaning for a Reason, a nonprofit organization that provides free residential cleaning services to women battling cancer.

During ACI's Annual Meeting and Industry Convention, attendees have supported charity events including the Annual Duck Race, a 5K Fun Run and a Golf Tournament. These annual efforts raised more than \$45,000 and \$50,000 in 2016 and 2017, respectively, for Cleaning for a Reason.

HYGIENE PRODUCTS FOR THOSE WHO NEED THEM THE MOST

ACI and its member companies also support Clean the World, a non-profit organization that collects, recycles and distributes soaps, shampoos, conditioners and other hygiene products from thousands of participating hotels and hospitality partners around the world. Clean the World's tireless work raises awareness about the importance of hand hygiene, which saves lives and helps people stay healthy.

As part of ACI's annual contribution, the attendees at the ACI Annual Meeting and Industry Convention build hygiene kits that are distributed to those in need. In honor of ACI's 90th Anniversary in 2016, 9,090 hygiene kits were built. In 2017, attendees broke that record by preparing 10,000 hygiene kits for families and communities in need in the Orlando community.





HANDWASHING FOR HEALTHY SCHOOLS – EDUCATING ON GERM REDUCTION

ACI's partnership with the Centers for Disease Control and Prevention (CDC) continues to engage with schools across the country with our *Healthy Schools, Healthy People, It's a SNAP!* national program. **This grassroots, peer-to-peer education-based effort helps improve health by making hand hygiene an integral part of the school day**, ultimately helping prevent the spread of infectious disease and reducing related absenteeism.

First piloted in 2003, in more than 40 states and Canada, now thousands of schools and hundreds of thousands of students have used the *Healthy Schools, Healthy People, It's a SNAP!* program to improve hand hygiene in their schools. "The Healthy Schools, Healthy People, It's a SNAP National Award was the catalyst for improving our school's vision for wellness. We decreased absenteeism by 50% from the previous school year following the implementation of our handwashing initiative." Nick Epstein, Assistant Principal, Dorsett Shoals Elementary, Georgia

SHOWCASING THE SCIENCE OF SOAP

To help ensure a generation of new scientists are available to tackle innovation and sustainability challenges for the industry, ACI hosted a hands-on science activity for students at two major events in Washington D.C.

ACI showcased the "Science of Soap", **an activity introducing kids to the chemistry behind this everyday product by simulating liquid hand soap formulation.**

Visitors went through a series of stations to learn about the function of many of the ingredients found in soap. They placed colored sand, representing different ingredients, into a tube, estimating how much they thought was needed to create effective soap. Participants were then able to engage with an ACI scientist about the process and check how well their creation would clean.

ACI's Science of Soap activity drew over 4,000 participants across the two events in 2016.



DEVELOPING INNOVATIVE SOLUTIONS

Innovative products and sustainable chemistries are driving the cleaning industry's push toward improved sustainability performance. These products are the work of pioneering companies who are committed to the principles of sustainability and corporate social responsibility.

We invite you to learn more about their individual efforts in our online showcase, available at www.cleaninginstitute.org/sustainability2017

The following ACI member companies have shared their stories:



ABOUT THIS REPORT

This document is the American Cleaning Institute's fourth public Sustainability Report for the cleaning products industry. The scope of this report includes ACI and industry activities from 2015 to early 2017.

Within this report, metric data (for the categories of GHG Emissions, Energy, Water Use, Waste Generation and Health and Safety) represent aggregated performance of a set of ACI member companies participating in the 2016 ACI Sustainability Metrics Program.

To maintain long-term comparability and provide confidence in trend analysis, a Baseline Maintenance Method is used to dampen year-to-year data volatility due to changing member participation. Because of these adjustments, caution should be taken when comparisons are made with ACI's prior Sustainability Reports.

The content included in the Member Company Spotlight was provided by individual member companies and does not necessarily represent the views of ACI.

WE VALUE YOUR FEEDBACK

If you have any questions, comments, or suggestions about the 2017 ACI Sustainability Report, please contact us at sustainability@cleaninginstitute.org

1331 L Street NW, Suite 650
Washington, DC 20005

www.cleaninginstitute.org

SUSTAINABILITY STRATEGY & CONTENT DEVELOPMENT

Brian Sansoni

Melissa Grande

A special thanks to Environmental Resources Management (ERM) for their work in support of the ACI Metrics Program and to CooperKatz & Company, Inc. for the production and design of the 2017 Sustainability Report.



www.cleaninginstitute.org

Photo by Cristina Gottardi